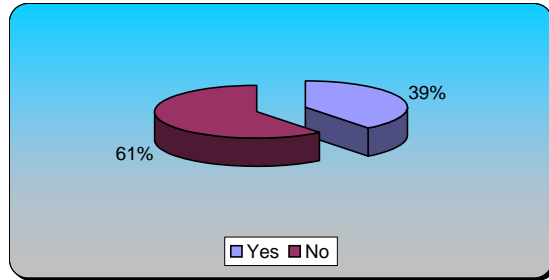


Aggregated Community Input

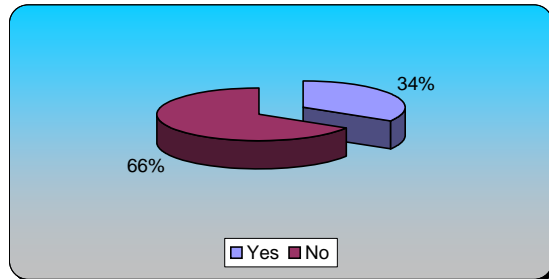
**1.) Are you a parent or guardian of an elementary school student currently enrolled in the BVSD?**

	Responses	
Yes	167	39.48%
No	256	60.52%
<b>Totals</b>	<b>423</b>	<b>100%</b>



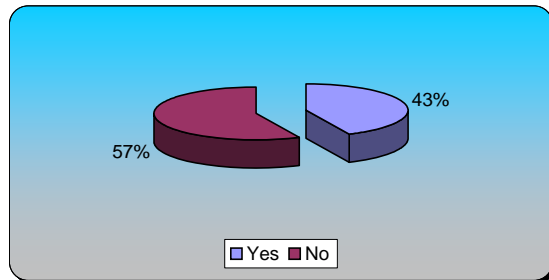
**2.) Are you a parent or guardian of a middle school student currently enrolled in the BVSD?**

	Responses	
Yes	98	33.56%
No	194	66.44%
<b>Totals</b>	<b>292</b>	<b>100%</b>



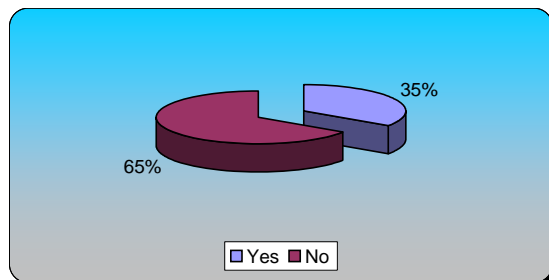
**3.) Are you a parent or guardian of a high school student currently enrolled in the BVSD?**

	Responses	
Yes	125	43.10%
No	165	56.90%
<b>Totals</b>	<b>290</b>	<b>100%</b>



**4.) Are you a staff member or employee of BVSD?**

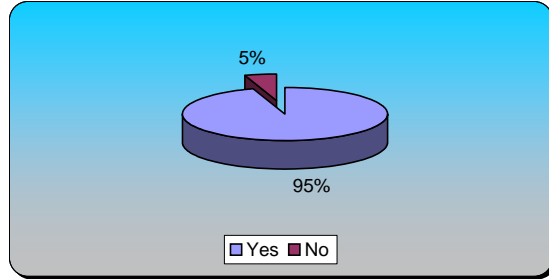
	Responses	
Yes	102	34.58%
No	193	65.42%
<b>Totals</b>	<b>295</b>	<b>100%</b>



**5.) Are you a BVSD community member?**

**Responses**

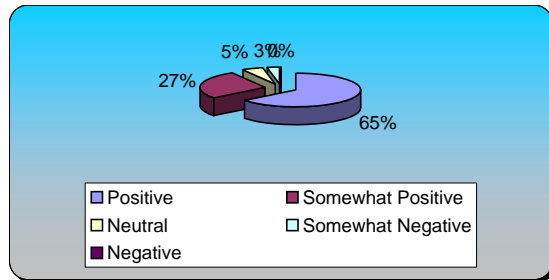
Yes	279	94.90%
No	15	5.10%
<b>Totals</b>	<b>294</b>	<b>100%</b>



**6.) What is your perception of the quality of education students receive in BVSD?**

**Responses**

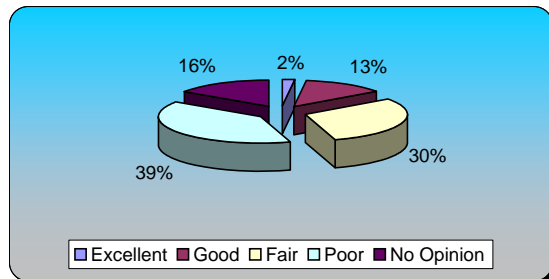
Positive	193	64.33%
Somewhat Positive	82	27.33%
Neutral	16	5.33%
Somewhat Negative	9	3%
Negative	0	0%
<b>Totals</b>	<b>300</b>	<b>100%</b>



**7.) What is your perception of the physical condition of Boulder Valley schools?**

**Responses**

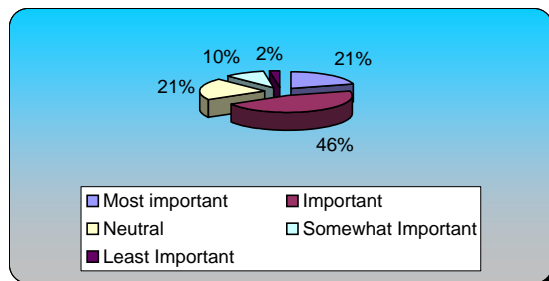
Excellent	7	1.88%
Good	49	13.14%
Fair	113	30.29%
Poor	146	39.14%
No Opinion	58	15.55%
<b>Totals</b>	<b>373</b>	<b>100%</b>



**8.) ADA Compliance?**

**Responses**

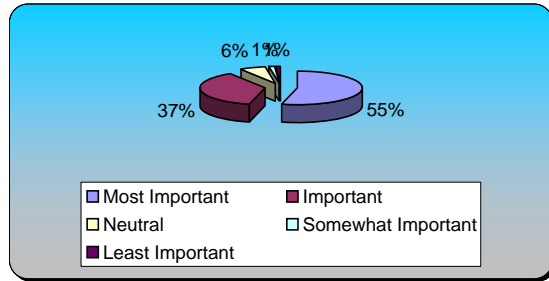
Most important	60	20.69%
Important	133	45.86%
Neutral	61	21.03%
Somewhat Important	29	10%
Least Important	7	2.41%
<b>Totals</b>	<b>290</b>	<b>100%</b>



**9.) Appropriate learning spaces?**

**Responses**

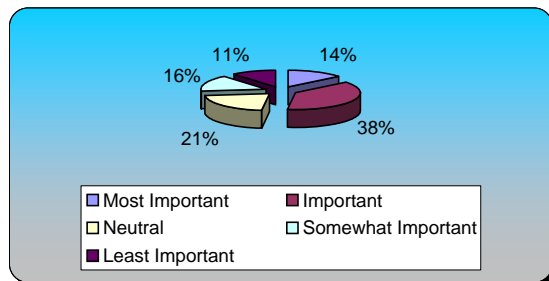
Most Important	158	53.92%
Important	109	37.20%
Neutral	19	6.48%
Somewhat Important	4	1.37%
Least Important	3	1.02%
<b>Totals</b>	<b>293</b>	<b>100%</b>



**10.) Circulation / Traffic patterns?**

**Responses**

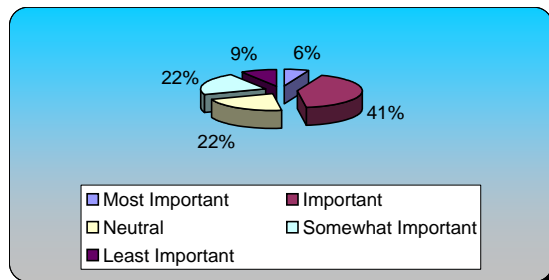
Most Important	42	14.24%
Important	111	37.63%
Neutral	63	21.36%
Somewhat Important	46	15.59%
Least Important	33	11.19%
<b>Totals</b>	<b>295</b>	<b>100%</b>



**11.) Exterior Appearance (sidewalks, landscaping, parking lots, paint)?**

**Responses**

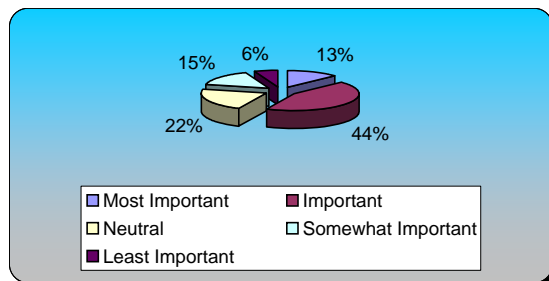
Most Important	18	6.19%
Important	121	41.58%
Neutral	63	21.65%
Somewhat Important	63	21.65%
Least Important	26	8.93%
<b>Totals</b>	<b>291</b>	<b>100%</b>



**12.) Food Service Facilities?**

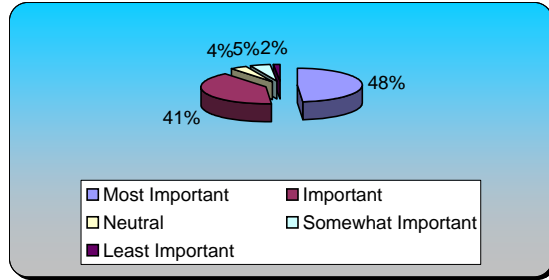
**Responses**

Most Important	38	13.10%
Important	127	43.79%
Neutral	64	22.07%
Somewhat Important	44	15.17%
Least Important	17	5.86%
<b>Totals</b>	<b>290</b>	<b>100%</b>



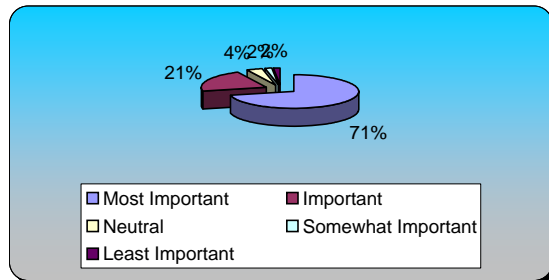
**13.) Heating, Air Conditioning and Ventilation systems?**

	Responses	
Most Important	140	48.61%
Important	117	40.62%
Neutral	12	4.17%
Somewhat Important	14	4.86%
Least Important	5	1.74%
<b>Totals</b>	<b>288</b>	<b>100%</b>



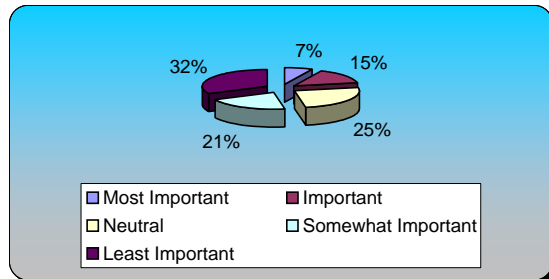
**14.) Health / Environmental (air quality, asbestos abatement and mold)?**

	Responses	
Most Important	207	71.38%
Important	62	21.38%
Neutral	11	3.79%
Somewhat Important	5	1.72%
Least Important	5	1.72%
<b>Totals</b>	<b>290</b>	<b>100%</b>



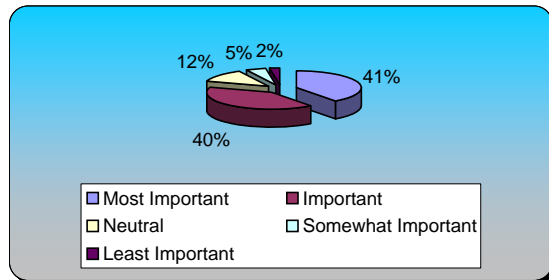
**15.) Historical Preservation?**

	Responses	
Most Important	21	7.07%
Important	44	14.81%
Neutral	75	25.25%
Somewhat Important	61	20.54%
Least Important	96	32.32%
<b>Totals</b>	<b>297</b>	<b>100%</b>



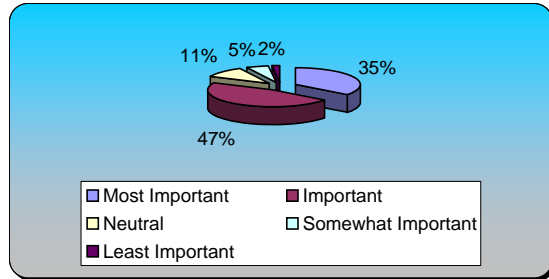
**16.) Information Technology (WAN, LAN, Cabling, connectivity)?**

	Responses	
Most Important	115	39.66%
Important	117	40.34%
Neutral	36	12.41%
Somewhat Important	15	5.17%
Least Important	7	2.41%
<b>Totals</b>	<b>290</b>	<b>100%</b>



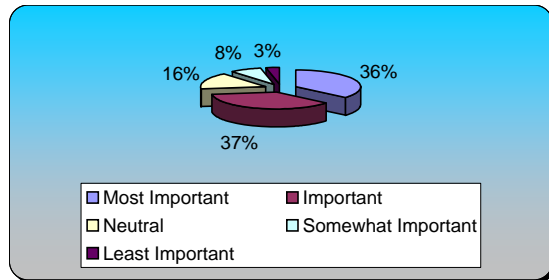
**17.) Interior Condition (floor coverings, bathrooms, storage, wall treatments)?**

	Responses	
Most Important	103	35.15%
Important	137	46.76%
Neutral	31	10.58%
Somewhat Important	16	5.46%
Least Important	6	2.05%
<b>Totals</b>	<b>293</b>	<b>100%</b>



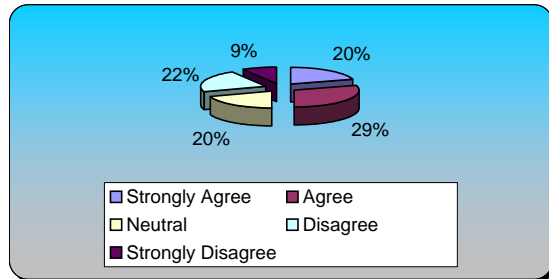
**18.) Playgrounds / Ball Fields / Athletic Facilities?**

	Responses	
Most Important	106	36.05%
Important	109	37.07%
Neutral	46	15.65%
Somewhat Important	23	7.82%
Least Important	10	3.40%
<b>Totals</b>	<b>294</b>	<b>100%</b>



**19.) The Boulder Valley School District community supports the need to address facility deficiencies?**

	Responses	
Strongly Agree	59	20.34%
Agree	86	29.66%
Neutral	57	19.66%
Disagree	63	21.72%
Strongly Disagree	25	8.62%
<b>Totals</b>	<b>290</b>	<b>100%</b>



**20.) If the BVSD proposed a bond that generally addressed the issues discussed this evening, would you support it?**

	Responses	
Support	235	70.15%
Not sure	71	21.19%
Would not support	29	8.66%
<b>Totals</b>	<b>335</b>	<b>100%</b>

