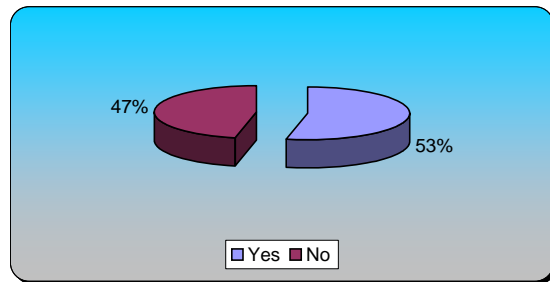


**Boulder High Community Input Results**

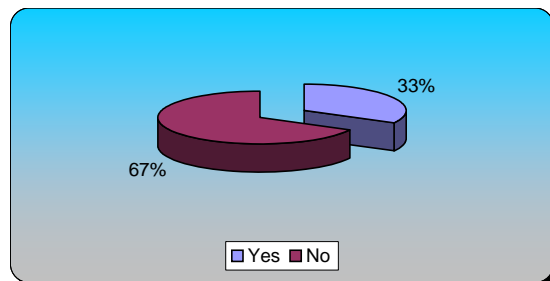
**1.) Are you a parent or guardian of an elementary school student currently enrolled in the BVSD?**

	Responses	
Yes	31	53.45%
No	27	46.55%
<b>Totals</b>	<b>58</b>	<b>100.00%</b>



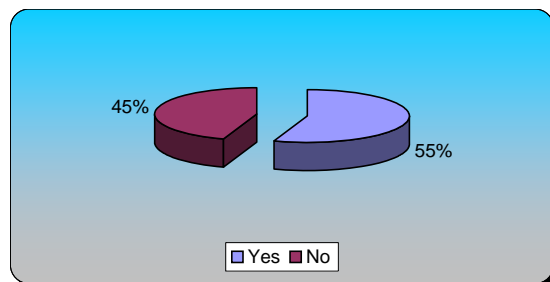
**2.) Are you a parent or guardian of a middle school student currently enrolled in the BVSD?**

	Responses	
Yes	18	32.73%
No	37	67.27%
<b>Totals</b>	<b>55</b>	<b>100.00%</b>



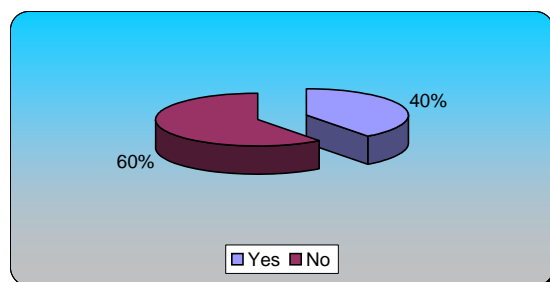
**3.) Are you a parent or guardian of a high school student currently enrolled in the BVSD?**

	Responses	
Yes	31	55.36%
No	25	44.64%
<b>Totals</b>	<b>56</b>	<b>100.00%</b>



**4.) Are you a staff member or employee of BVSD?**

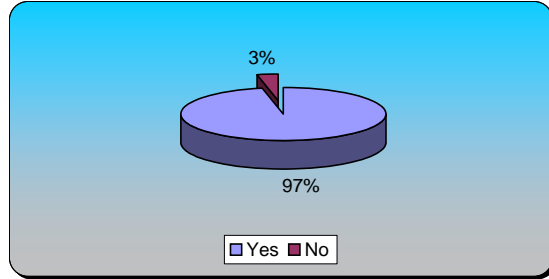
	Responses	
Yes	23	39.66%
No	35	60.34%
<b>Totals</b>	<b>58</b>	<b>100.00%</b>



**5.) Are you a BVSD community member?**

**Responses**

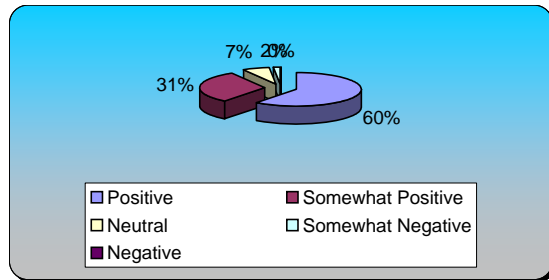
Yes	59	96.72%
No	2	3.28%
<b>Totals</b>	<b>61</b>	<b>100.00%</b>



**6.) What is your perception of the quality of education students receive in BVSD?**

**Responses**

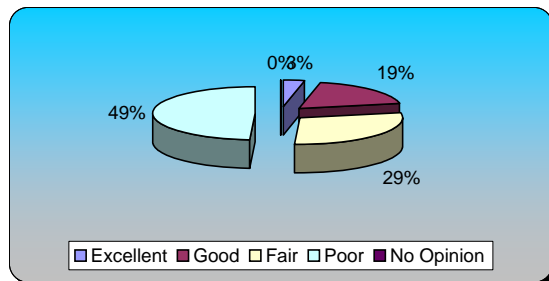
Positive	37	60.66%
Somewhat Positive	19	31.15%
Neutral	4	6.56%
Somewhat Negative	1	1.64%
Negative	0	0.00%
<b>Totals</b>	<b>61</b>	<b>100.00%</b>



**7.) What is your perception of the physical condition of Boulder Valley schools?**

**Responses**

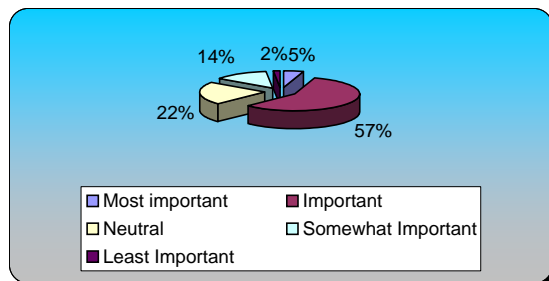
Excellent	2	3.39%
Good	11	18.64%
Fair	17	28.81%
Poor	29	49.15%
No Opinion	0	0.00%
<b>Totals</b>	<b>59</b>	<b>100.00%</b>



**8.) ADA Compliance?**

**Responses**

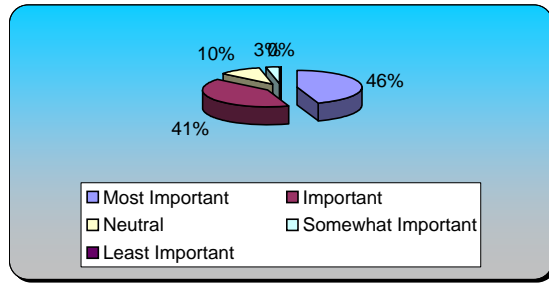
Most important	3	5.08%
Important	34	57.63%
Neutral	13	22.03%
Somewhat Important	8	13.56%
Least Important	1	1.69%
<b>Totals</b>	<b>59</b>	<b>100.00%</b>



**9.) Appropriate learning spaces?**

**Responses**

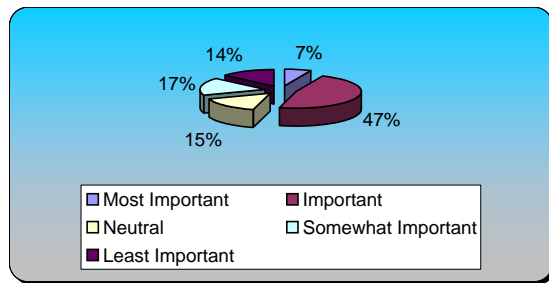
Most Important	26	44.83%
Important	24	41.38%
Neutral	6	10.34%
Somewhat Important	2	3.45%
Least Important	0	0.00%
<b>Totals</b>	<b>58</b>	<b>100.00%</b>



**10.) Circulation / Traffic patterns?**

**Responses**

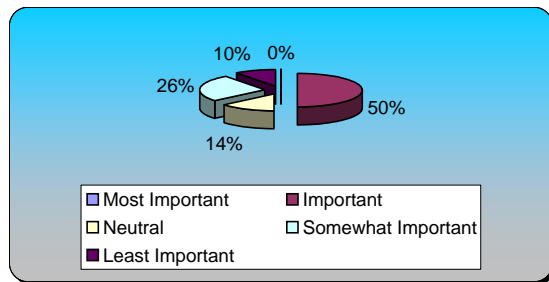
Most Important	4	6.78%
Important	28	47.46%
Neutral	9	15.25%
Somewhat Important	10	16.95%
Least Important	8	13.56%
<b>Totals</b>	<b>59</b>	<b>100.00%</b>



**11.) Exterior Appearance (sidewalks, landscaping, parking lots, paint)?**

**Responses**

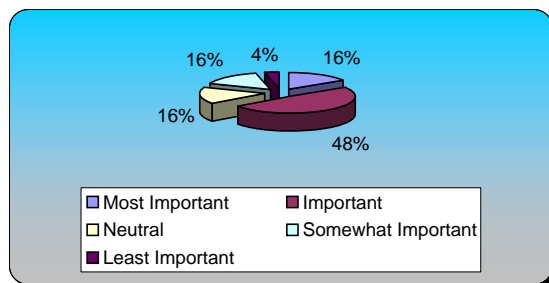
Most Important	0	0.00%
Important	29	50.00%
Neutral	8	13.79%
Somewhat Important	15	25.86%
Least Important	6	10.34%
<b>Totals</b>	<b>58</b>	<b>100.00%</b>



**12.) Food Service Facilities?**

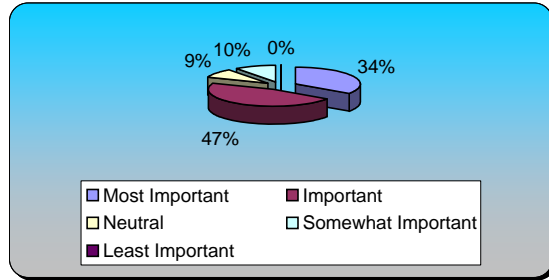
**Responses**

Most Important	9	15.79%
Important	28	49.12%
Neutral	9	15.79%
Somewhat Important	9	15.79%
Least Important	2	3.51%
<b>Totals</b>	<b>57</b>	<b>100.00%</b>



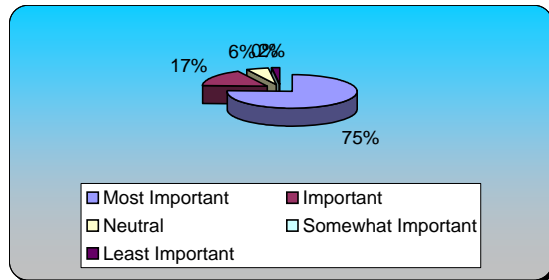
**13.) Heating, Air Conditioning and Ventilation systems?**

	Responses	
Most Important	20	34.48%
Important	27	46.55%
Neutral	5	8.62%
Somewhat Important	6	10.34%
Least Important	0	0.00%
<b>Totals</b>	<b>58</b>	<b>100.00%</b>



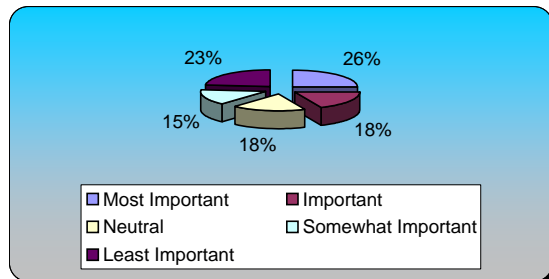
**14.) Health / Environmental (air quality, asbestos abatement and mold)?**

	Responses	
Most Important	41	75.93%
Important	9	16.67%
Neutral	3	5.56%
Somewhat Important	0	0.00%
Least Important	1	1.85%
<b>Totals</b>	<b>54</b>	<b>100.00%</b>



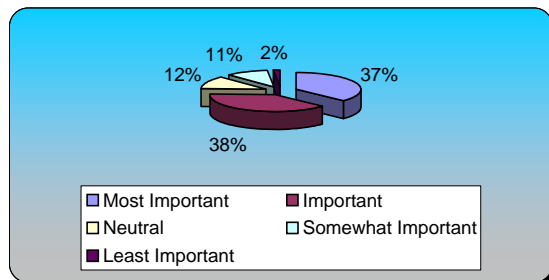
**15.) Historical Preservation?**

	Responses	
Most Important	15	25.00%
Important	11	18.33%
Neutral	11	18.33%
Somewhat Important	9	15.00%
Least Important	14	23.33%
<b>Totals</b>	<b>60</b>	<b>100.00%</b>



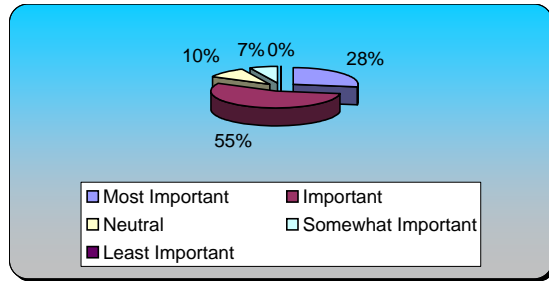
**16.) Information Technology (WAN, LAN, Cabling, connectivity)?**

	Responses	
Most Important	21	36.84%
Important	22	38.60%
Neutral	7	12.28%
Somewhat Important	6	10.53%
Least Important	1	1.75%
<b>Totals</b>	<b>57</b>	<b>100.00%</b>



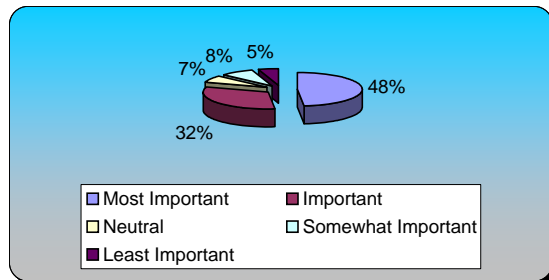
**17.) Interior Condition (floor coverings, bathrooms, storage, wall treatments)?**

	Responses	
Most Important	16	27.59%
Important	32	55.17%
Neutral	6	10.34%
Somewhat Important	4	6.90%
Least Important	0	0.00%
<b>Totals</b>	<b>58</b>	<b>100.00%</b>



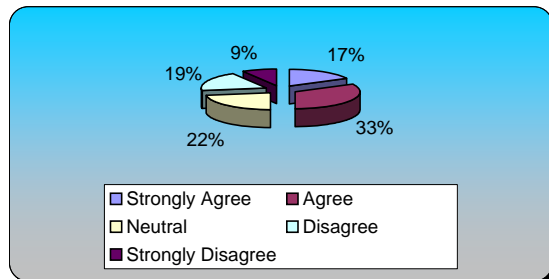
**18.) Playgrounds / Ball Fields / Athletic Facilities?**

	Responses	
Most Important	29	48.33%
Important	19	31.67%
Neutral	4	6.67%
Somewhat Important	5	8.33%
Least Important	3	5.00%
<b>Totals</b>	<b>60</b>	<b>100.00%</b>



**19.) The Boulder Valley School District community supports the need to address facility deficiencies?**

	Responses	
Strongly Agree	10	17.24%
Agree	19	32.76%
Neutral	13	22.41%
Disagree	11	18.97%
Strongly Disagree	5	8.62%
<b>Totals</b>	<b>58</b>	<b>100.00%</b>



**20.) If the BVSD proposed a bond that generally addressed the issues discussed this evening, would you support it?**

	Responses	
Support	32	56.14%
Not sure	16	28.07%
Would not support	9	15.79%
<b>Totals</b>	<b>57</b>	<b>100.00%</b>

