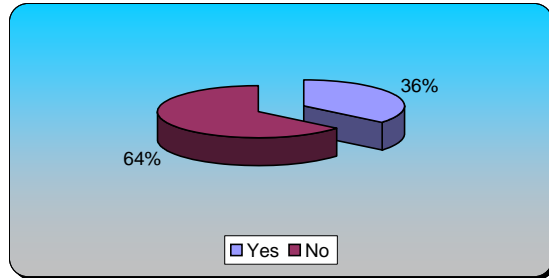


**Centarus Community Input Results**

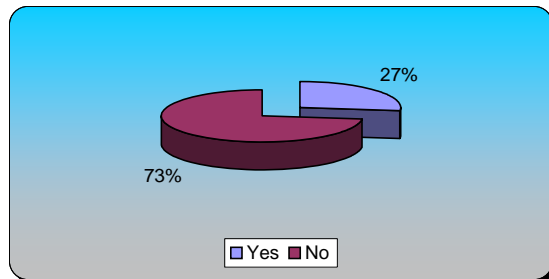
**1.) Are you a parent or guardian of an elementary school student currently enrolled in the BVSD?**

		<b>Responses</b>	
Yes	10	35.71%	
No	18	64.29%	
<b>Totals</b>	<b>28</b>	<b>100.00%</b>	



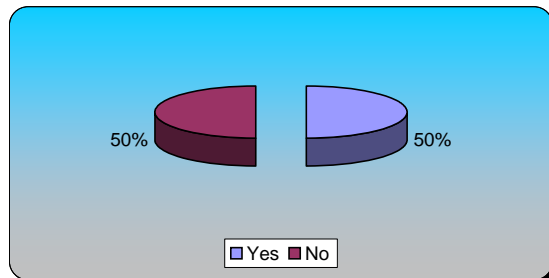
**2.) Are you a parent or guardian of a middle school student currently enrolled in the BVSD?**

		<b>Responses</b>	
Yes	7	26.92%	
No	19	73.08%	
<b>Totals</b>	<b>26</b>	<b>100.00%</b>	



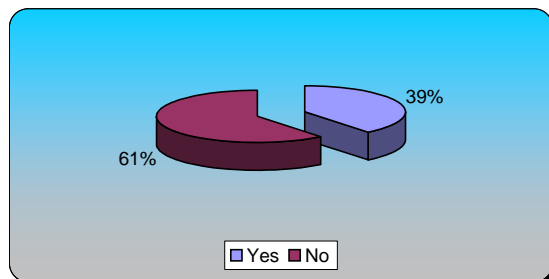
**3.) Are you a parent or guardian of a high school student currently enrolled in the BVSD?**

		<b>Responses</b>	
Yes	14	50.00%	
No	14	50.00%	
<b>Totals</b>	<b>28</b>	<b>100.00%</b>	



**4.) Are you a staff member or employee of BVSD?**

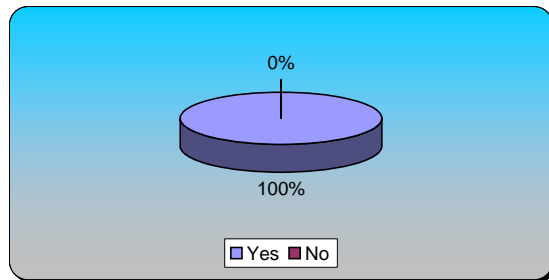
		<b>Responses</b>	
Yes	11	39.29%	
No	17	60.71%	
<b>Totals</b>	<b>28</b>	<b>100.00%</b>	



**5.) Are you a BVSD community member?**

**Responses**

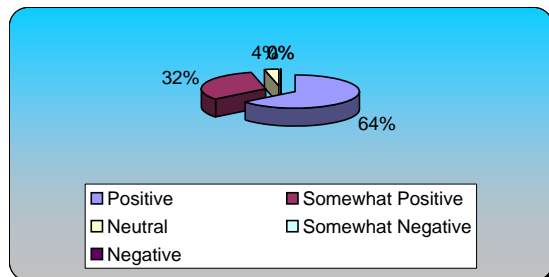
Yes	27	100.00%
No	0	0.00%
<b>Totals</b>	<b>27</b>	<b>100.00%</b>



**6.) What is your perception of the quality of education students receive in BVSD?**

**Responses**

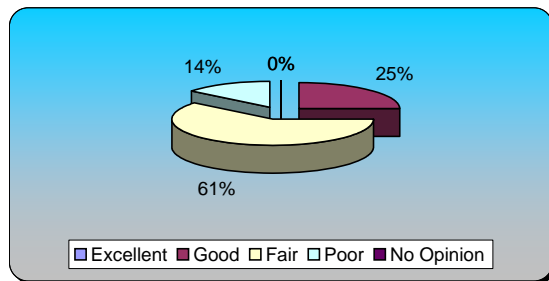
Positive	18	64.29%
Somewhat Positive	9	32.14%
Neutral	1	3.57%
Somewhat Negative	0	0.00%
Negative	0	0.00%
<b>Totals</b>	<b>28</b>	<b>100.00%</b>



**7.) What is your perception of the physical condition of Boulder Valley schools?**

**Responses**

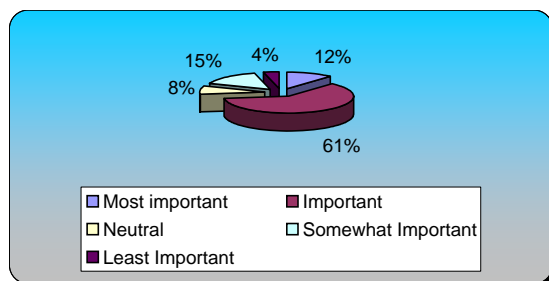
Excellent	0	0.00%
Good	7	25.00%
Fair	17	60.71%
Poor	4	14.29%
No Opinion	0	0.00%
<b>Totals</b>	<b>28</b>	<b>100.00%</b>



**8.) ADA Compliance?**

**Responses**

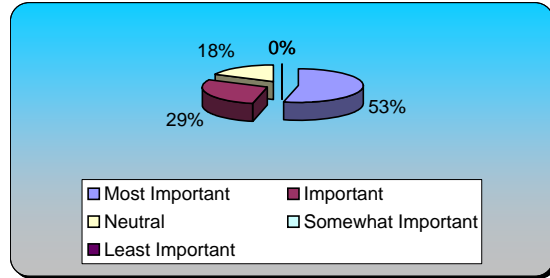
Most important	3	11.54%
Important	16	61.54%
Neutral	2	7.69%
Somewhat Important	4	15.38%
Least Important	1	3.85%
<b>Totals</b>	<b>26</b>	<b>100.00%</b>



**9.) Appropriate learning spaces?**

**Responses**

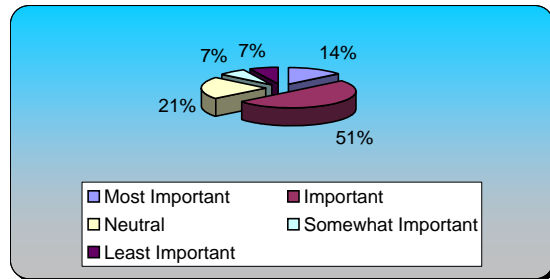
Most Important	15	53.57%
Important	8	28.57%
Neutral	5	17.86%
Somewhat Important	0	0.00%
Least Important	0	0.00%
<b>Totals</b>	<b>28</b>	<b>100.00%</b>



**10.) Circulation / Traffic patterns?**

**Responses**

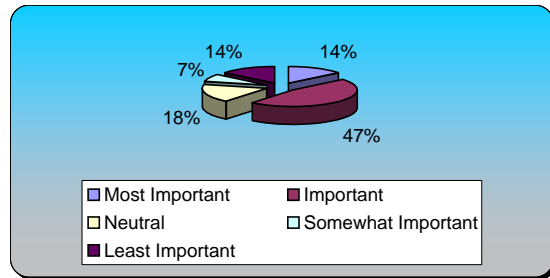
Most Important	4	14.29%
Important	14	50.00%
Neutral	6	21.43%
Somewhat Important	2	7.14%
Least Important	2	7.14%
<b>Totals</b>	<b>28</b>	<b>100.00%</b>



**11.) Exterior Appearance (sidewalks, landscaping, parking lots, paint)?**

**Responses**

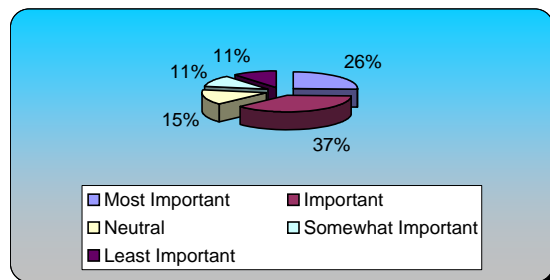
Most Important	4	14.29%
Important	13	46.43%
Neutral	5	17.86%
Somewhat Important	2	7.14%
Least Important	4	14.29%
<b>Totals</b>	<b>28</b>	<b>100.00%</b>



**12.) Food Service Facilities?**

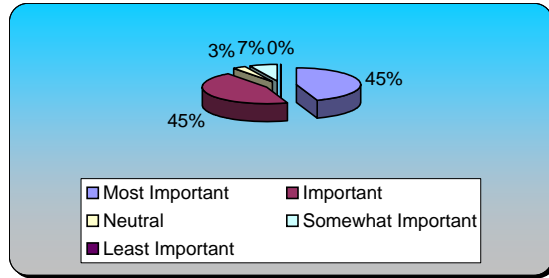
**Responses**

Most Important	7	25.93%
Important	10	37.04%
Neutral	4	14.81%
Somewhat Important	3	11.11%
Least Important	3	11.11%
<b>Totals</b>	<b>27</b>	<b>100.00%</b>



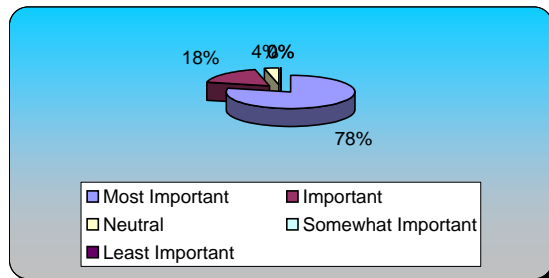
**13.) Heating, Air Conditioning and Ventilation systems?**

	Responses	
Most Important	13	44.83%
Important	13	44.83%
Neutral	1	3.45%
Somewhat Important	2	6.90%
Least Important	0	0.00%
<b>Totals</b>	<b>29</b>	<b>100.00%</b>



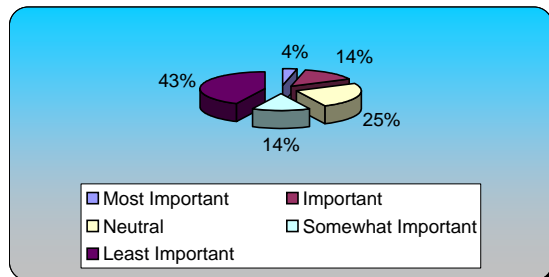
**14.) Health / Environmental (air quality, asbestos abatement and mold)?**

	Responses	
Most Important	22	78.57%
Important	5	17.86%
Neutral	1	3.57%
Somewhat Important	0	0.00%
Least Important	0	0.00%
<b>Totals</b>	<b>28</b>	<b>100.00%</b>



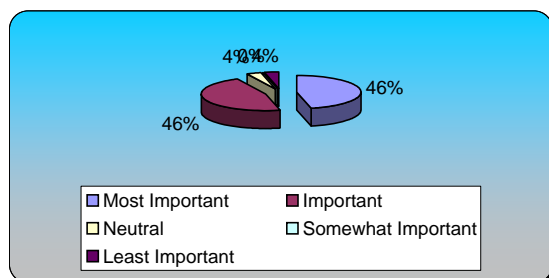
**15.) Historical Preservation?**

	Responses	
Most Important	1	3.57%
Important	4	14.29%
Neutral	7	25.00%
Somewhat Important	4	14.29%
Least Important	12	42.86%
<b>Totals</b>	<b>28</b>	<b>100.00%</b>



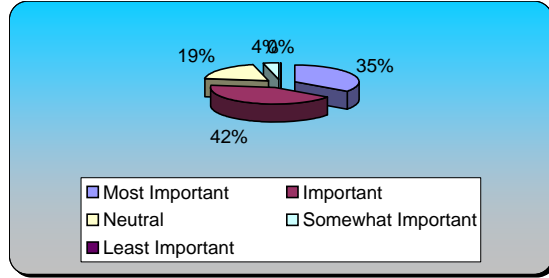
**16.) Information Technology (WAN, LAN, Cabling, connectivity)?**

	Responses	
Most Important	13	46.43%
Important	13	46.43%
Neutral	1	3.57%
Somewhat Important	0	0.00%
Least Important	1	3.57%
<b>Totals</b>	<b>28</b>	<b>100.00%</b>



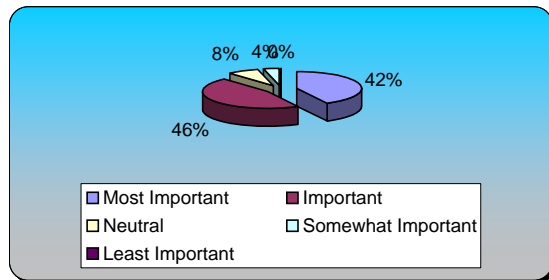
**17.) Interior Condition (floor coverings, bathrooms, storage, wall treatments)?**

	Responses	
Most Important	9	34.62%
Important	11	42.31%
Neutral	5	19.23%
Somewhat Important	1	3.85%
Least Important	0	0.00%
<b>Totals</b>	<b>26</b>	<b>100.00%</b>



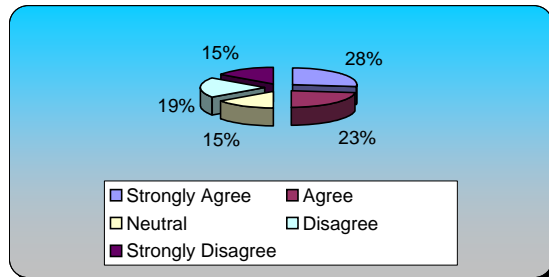
**18.) Playgrounds / Ball Fields / Athletic Facilities?**

	Responses	
Most Important	11	42.31%
Important	12	46.15%
Neutral	2	7.69%
Somewhat Important	1	3.85%
Least Important	0	0.00%
<b>Totals</b>	<b>26</b>	<b>100.00%</b>



**19.) The Boulder Valley School District community supports the need to address facility deficiencies?**

	Responses	
Strongly Agree	7	26.92%
Agree	6	23.08%
Neutral	4	15.38%
Disagree	5	19.23%
Strongly Disagree	4	15.38%
<b>Totals</b>	<b>26</b>	<b>100.00%</b>



**20.) If the BVSD proposed a bond that generally addressed the issues discussed this evening, would you support it?**

	Responses	
Support	21	75.00%
Not sure	7	25.00%
Would not support	0	0.00%
<b>Totals</b>	<b>28</b>	<b>100.00%</b>

