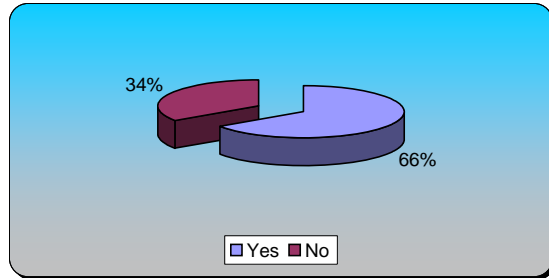


Fairview Community Input Results

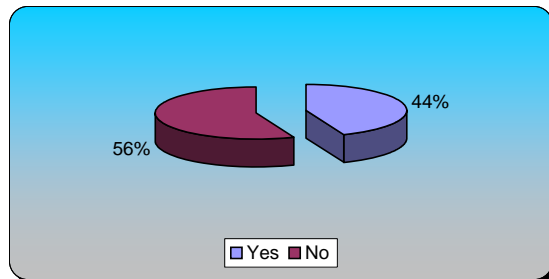
**1.) Are you a parent or guardian of an elementary school student currently enrolled in the BVSD?**

	Responses	
Yes	42	65.63%
No	22	34.38%
<b>Totals</b>	<b>64</b>	<b>100.00%</b>



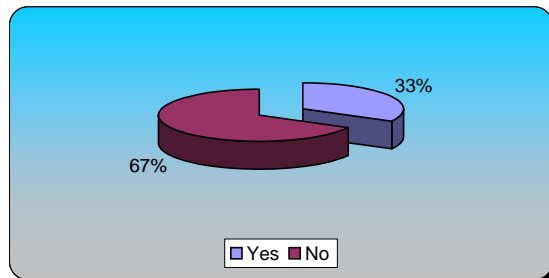
**2.) Are you a parent or guardian of a middle school student currently enrolled in the BVSD?**

	Responses	
Yes	28	43.75%
No	36	56.25%
<b>Totals</b>	<b>64</b>	<b>100.00%</b>



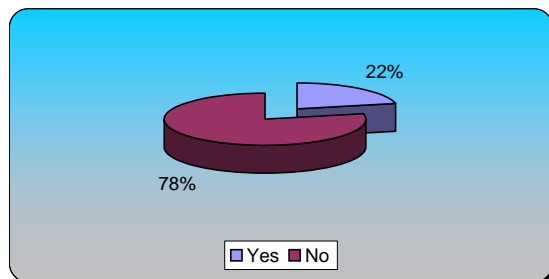
**3.) Are you a parent or guardian of a high school student currently enrolled in the BVSD?**

	Responses	
Yes	21	32.81%
No	43	67.19%
<b>Totals</b>	<b>64</b>	<b>100.00%</b>



**4.) Are you a staff member or employee of BVSD?**

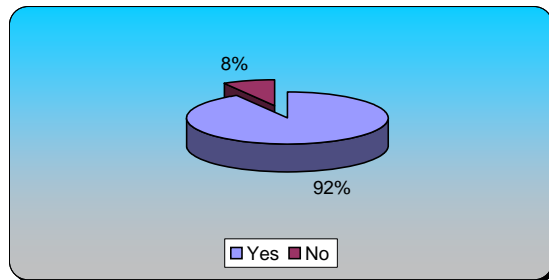
	Responses	
Yes	14	21.54%
No	51	78.46%
<b>Totals</b>	<b>65</b>	<b>100.00%</b>



**5.) Are you a BVSD community member?**

**Responses**

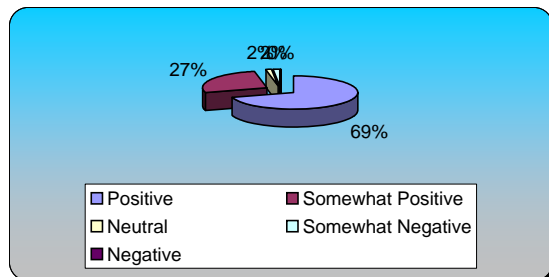
Yes	56	91.80%
No	5	8.20%
<b>Totals</b>	<b>61</b>	<b>100.00%</b>



**6.) What is your perception of the quality of education students receive in BVSD?**

**Responses**

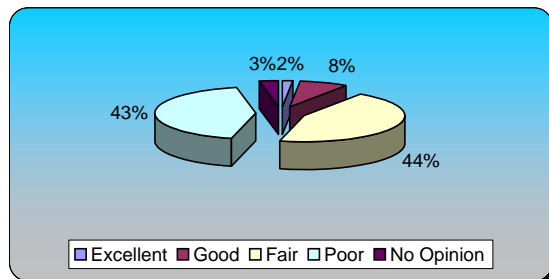
Positive	45	70.31%
Somewhat Positive	17	26.56%
Neutral	1	1.56%
Somewhat Negative	1	1.56%
Negative	0	0.00%
<b>Totals</b>	<b>64</b>	<b>100.00%</b>



**7.) What is your perception of the physical condition of Boulder Valley schools?**

**Responses**

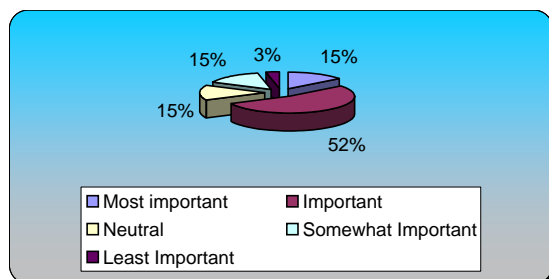
Excellent	1	1.59%
Good	5	7.94%
Fair	28	44.44%
Poor	27	42.86%
No Opinion	2	3.17%
<b>Totals</b>	<b>63</b>	<b>100.00%</b>



**8.) ADA Compliance?**

**Responses**

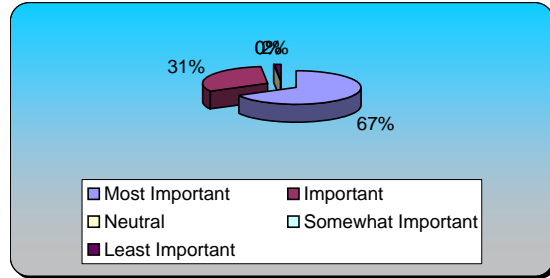
Most important	9	14.52%
Important	33	53.23%
Neutral	9	14.52%
Somewhat Important	9	14.52%
Least Important	2	3.23%
<b>Totals</b>	<b>62</b>	<b>100.00%</b>



**9.) Appropriate learning spaces?**

**Responses**

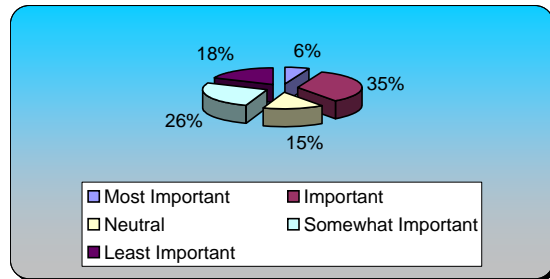
Most Important	43	67.19%
Important	20	31.25%
Neutral	0	0.00%
Somewhat Important	0	0.00%
Least Important	1	1.56%
<b>Totals</b>	<b>64</b>	<b>100.00%</b>



**10.) Circulation / Traffic patterns?**

**Responses**

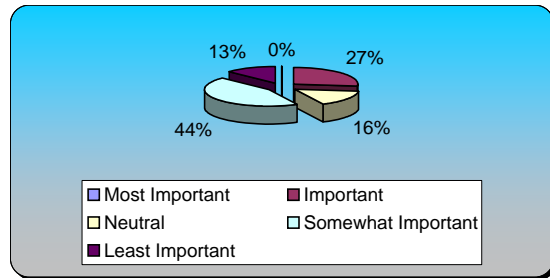
Most Important	4	6.15%
Important	22	33.85%
Neutral	10	15.38%
Somewhat Important	17	26.15%
Least Important	12	18.46%
<b>Totals</b>	<b>65</b>	<b>100.00%</b>



**11.) Exterior Appearance (sidewalks, landscaping, parking lots, paint)?**

**Responses**

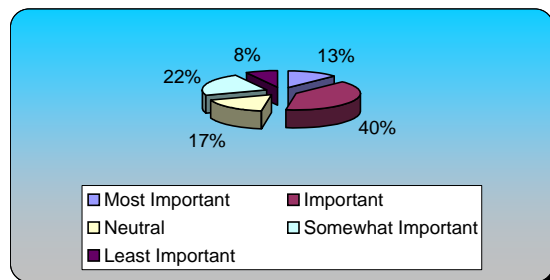
Most Important	0	0.00%
Important	17	26.98%
Neutral	10	15.87%
Somewhat Important	28	44.44%
Least Important	8	12.70%
<b>Totals</b>	<b>63</b>	<b>100.00%</b>



**12.) Food Service Facilities?**

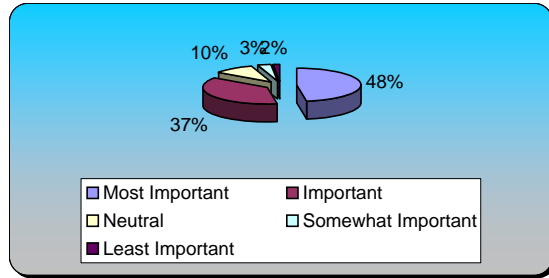
**Responses**

Most Important	8	12.70%
Important	25	39.68%
Neutral	11	17.46%
Somewhat Important	14	22.22%
Least Important	5	7.94%
<b>Totals</b>	<b>63</b>	<b>100.00%</b>



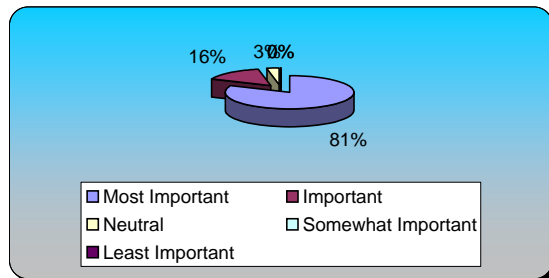
**13.) Heating, Air Conditioning and Ventilation systems?**

	Responses	
Most Important	28	47.46%
Important	22	37.29%
Neutral	6	10.17%
Somewhat Important	2	3.39%
Least Important	1	1.69%
<b>Totals</b>	<b>59</b>	<b>100.00%</b>



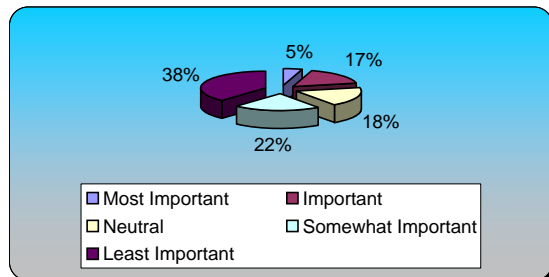
**14.) Health / Environmental (air quality, asbestos abatement and mold)?**

	Responses	
Most Important	52	81.25%
Important	10	15.63%
Neutral	2	3.13%
Somewhat Important	0	0.00%
Least Important	0	0.00%
<b>Totals</b>	<b>64</b>	<b>100.00%</b>



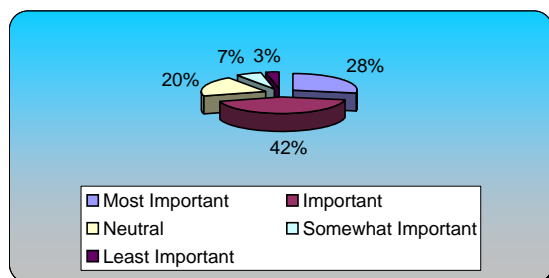
**15.) Historical Preservation?**

	Responses	
Most Important	3	4.62%
Important	11	16.92%
Neutral	12	18.46%
Somewhat Important	14	21.54%
Least Important	25	38.46%
<b>Totals</b>	<b>65</b>	<b>100.00%</b>



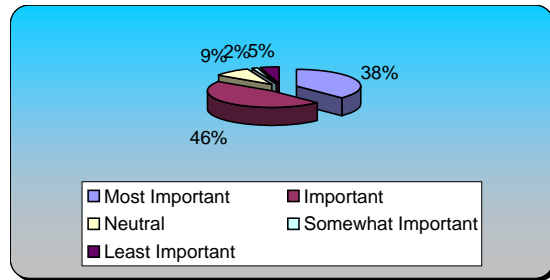
**16.) Information Technology (WAN, LAN, Cabling, connectivity)?**

	Responses	
Most Important	17	27.87%
Important	26	42.62%
Neutral	12	19.67%
Somewhat Important	4	6.56%
Least Important	2	3.28%
<b>Totals</b>	<b>61</b>	<b>100.00%</b>



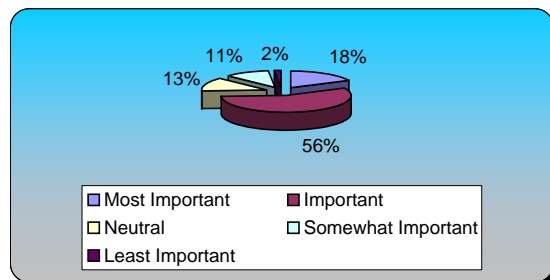
**17.) Interior Condition (floor coverings, bathrooms, storage, wall treatments)?**

	Responses	
Most Important	24	37.50%
Important	30	46.88%
Neutral	6	9.38%
Somewhat Important	1	1.56%
Least Important	3	4.69%
<b>Totals</b>	<b>64</b>	<b>100.00%</b>



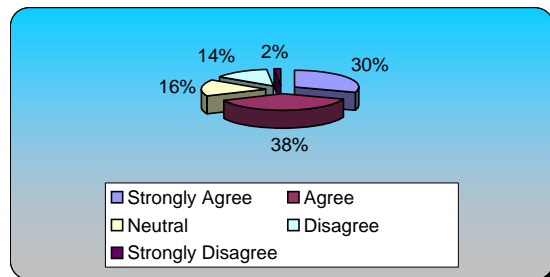
**18.) Playgrounds / Ball Fields / Athletic Facilities?**

	Responses	
Most Important	11	17.74%
Important	35	56.45%
Neutral	8	12.90%
Somewhat Important	7	11.29%
Least Important	1	1.61%
<b>Totals</b>	<b>62</b>	<b>100.00%</b>



**19.) The Boulder Valley School District community supports the need to address facility deficiencies?**

	Responses	
Strongly Agree	19	30.16%
Agree	24	38.10%
Neutral	10	15.87%
Disagree	9	14.29%
Strongly Disagree	1	1.59%
<b>Totals</b>	<b>63</b>	<b>100.00%</b>



**20.) If the BVSD proposed a bond that generally addressed the issues discussed this evening, would you support it?**

	Responses	
Support	51	78.46%
Not sure	11	16.92%
Would not support	3	4.62%
<b>Totals</b>	<b>65</b>	<b>100.00%</b>

