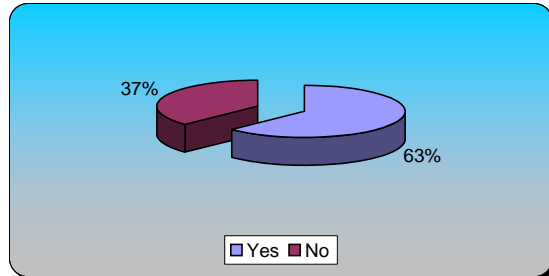


**Monarch Community Input Results**

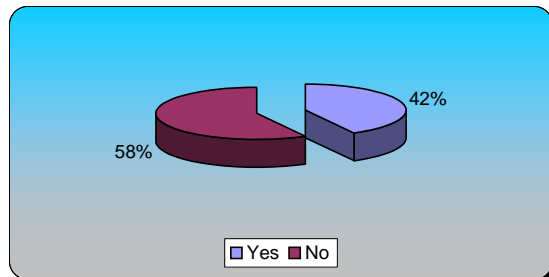
**1.) Are you a parent or guardian of an elementary school student currently enrolled in the BVSD?**

	Responses	
Yes	27	62.79%
No	16	37.21%
<b>Totals</b>	<b>43</b>	<b>100.00%</b>



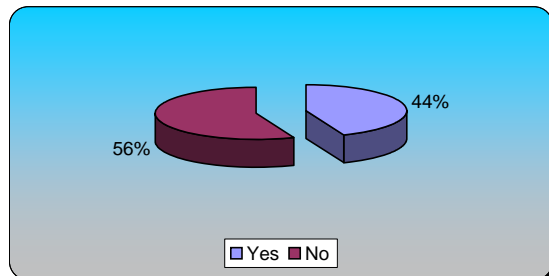
**2.) Are you a parent or guardian of a middle school student currently enrolled in the BVSD?**

	Responses	
Yes	18	41.86%
No	25	58.14%
<b>Totals</b>	<b>43</b>	<b>100.00%</b>



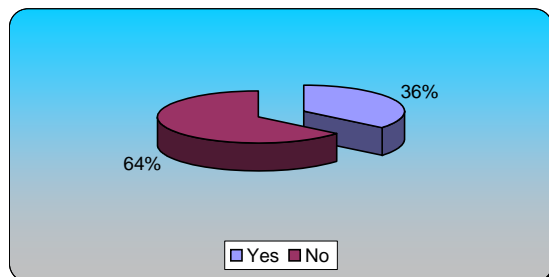
**3.) Are you a parent or guardian of a high school student currently enrolled in the BVSD?**

	Responses	
Yes	18	43.90%
No	23	56.10%
<b>Totals</b>	<b>41</b>	<b>100.00%</b>



**4.) Are you a staff member or employee of BVSD?**

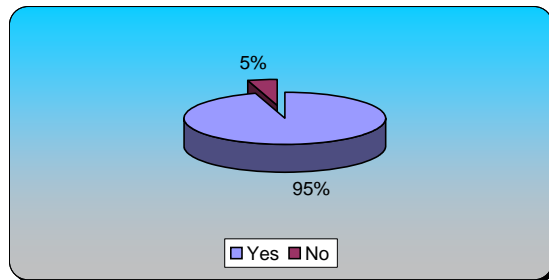
	Responses	
Yes	15	35.71%
No	27	64.29%
<b>Totals</b>	<b>42</b>	<b>100.00%</b>



**5.) Are you a BVSD community member?**

**Responses**

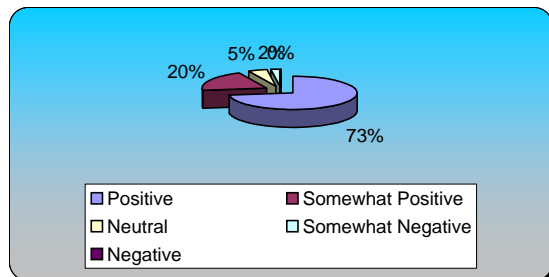
Yes	41	95.35%
No	2	4.65%
<b>Totals</b>	<b>43</b>	<b>100.00%</b>



**6.) What is your perception of the quality of education students receive in BVSD?**

**Responses**

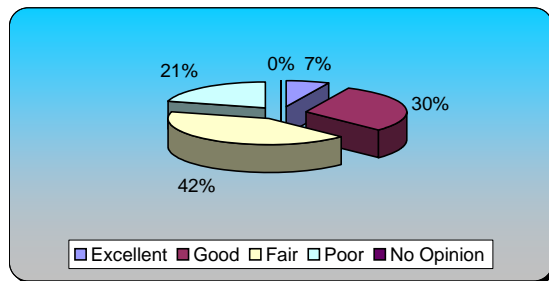
Positive	32	72.73%
Somewhat Positive	9	20.45%
Neutral	2	4.55%
Somewhat Negative	1	2.27%
Negative	0	0.00%
<b>Totals</b>	<b>44</b>	<b>100.00%</b>



**7.) What is your perception of the physical condition of Boulder Valley schools?**

**Responses**

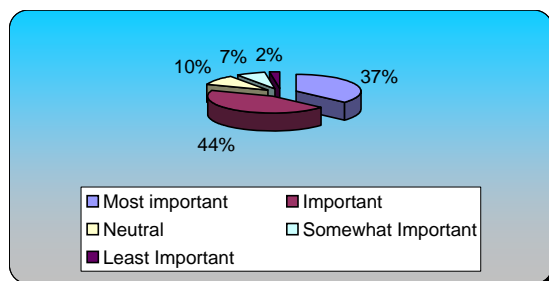
Excellent	3	6.98%
Good	13	30.23%
Fair	18	41.86%
Poor	9	20.93%
No Opinion	0	0.00%
<b>Totals</b>	<b>43</b>	<b>100.00%</b>



**8.) ADA Compliance?**

**Responses**

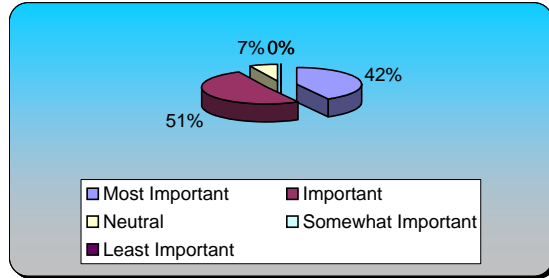
Most important	15	36.59%
Important	18	43.90%
Neutral	4	9.76%
Somewhat Important	3	7.32%
Least Important	1	2.44%
<b>Totals</b>	<b>41</b>	<b>100.00%</b>



**9.) Appropriate learning spaces?**

**Responses**

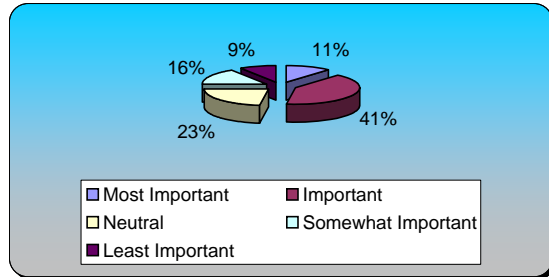
Most Important	18	41.86%
Important	22	51.16%
Neutral	3	6.98%
Somewhat Important	0	0.00%
Least Important	0	0.00%
<b>Totals</b>	<b>43</b>	<b>100.00%</b>



**10.) Circulation / Traffic patterns?**

**Responses**

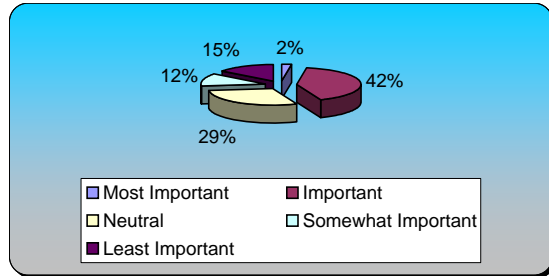
Most Important	5	11.36%
Important	18	40.91%
Neutral	10	22.73%
Somewhat Important	7	15.91%
Least Important	4	9.09%
<b>Totals</b>	<b>44</b>	<b>100.00%</b>



**11.) Exterior Appearance (sidewalks, landscaping, parking lots, paint)?**

**Responses**

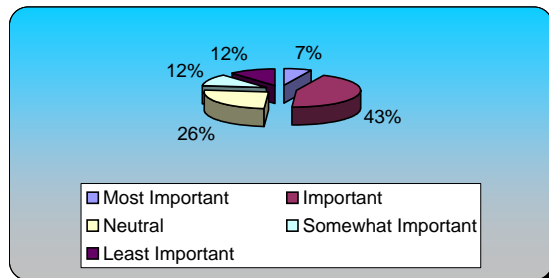
Most Important	1	2.44%
Important	17	41.46%
Neutral	12	29.27%
Somewhat Important	5	12.20%
Least Important	6	14.63%
<b>Totals</b>	<b>41</b>	<b>100.00%</b>



**12.) Food Service Facilities?**

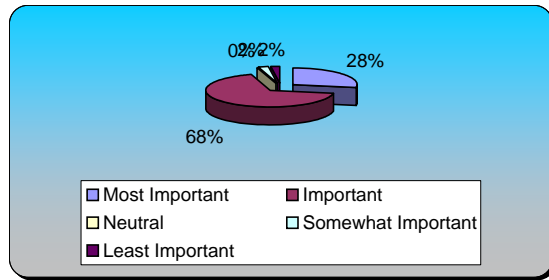
**Responses**

Most Important	3	6.98%
Important	19	44.19%
Neutral	11	25.58%
Somewhat Important	5	11.63%
Least Important	5	11.63%
<b>Totals</b>	<b>43</b>	<b>100.00%</b>



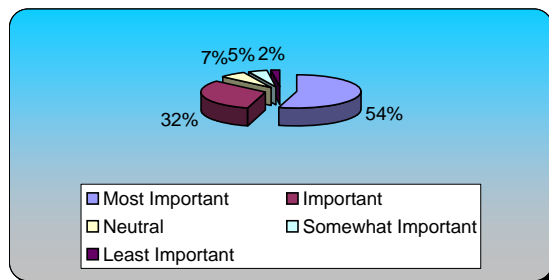
**13.) Heating, Air Conditioning and Ventilation systems?**

	Responses	
Most Important	12	27.91%
Important	29	67.44%
Neutral	0	0.00%
Somewhat Important	1	2.33%
Least Important	1	2.33%
<b>Totals</b>	<b>43</b>	<b>100.00%</b>



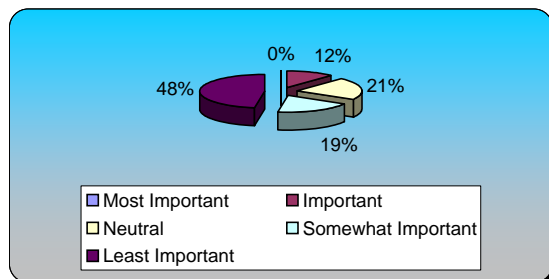
**14.) Health / Environmental (air quality, asbestos abatement and mold)?**

	Responses	
Most Important	24	54.55%
Important	14	31.82%
Neutral	3	6.82%
Somewhat Important	2	4.55%
Least Important	1	2.27%
<b>Totals</b>	<b>44</b>	<b>100.00%</b>



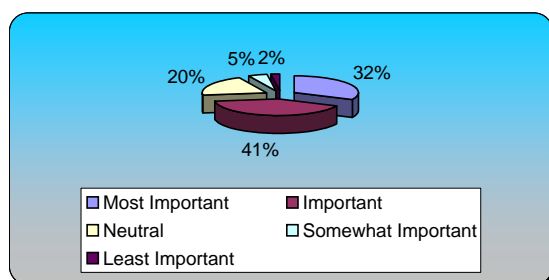
**15.) Historical Preservation?**

	Responses	
Most Important	0	0.00%
Important	5	11.90%
Neutral	9	21.43%
Somewhat Important	8	19.05%
Least Important	20	47.62%
<b>Totals</b>	<b>42</b>	<b>100.00%</b>



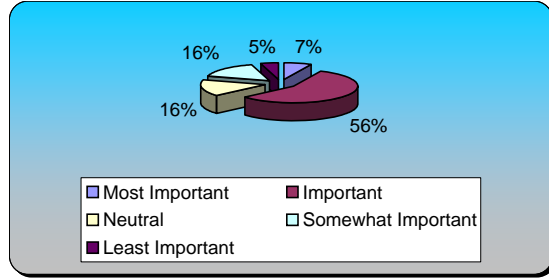
**16.) Information Technology (WAN, LAN, Cabling, connectivity)?**

	Responses	
Most Important	14	31.82%
Important	18	40.91%
Neutral	9	20.45%
Somewhat Important	2	4.55%
Least Important	1	2.27%
<b>Totals</b>	<b>44</b>	<b>100.00%</b>



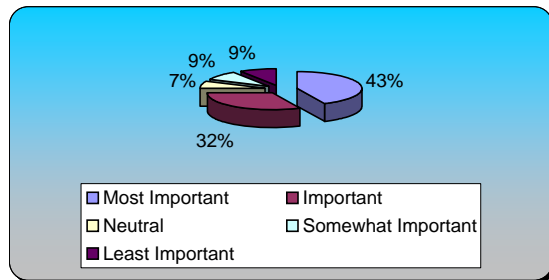
**17.) Interior Condition (floor coverings, bathrooms, storage, wall treatments)?**

	Responses	
Most Important	3	6.82%
Important	25	56.82%
Neutral	7	15.91%
Somewhat Important	7	15.91%
Least Important	2	4.55%
<b>Totals</b>	<b>44</b>	<b>100.00%</b>



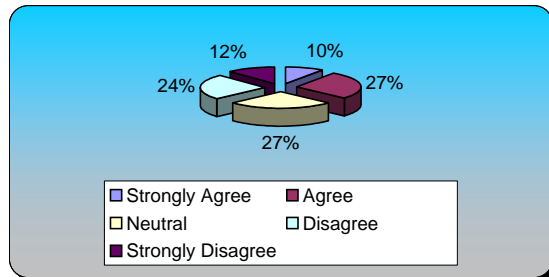
**18.) Playgrounds / Ball Fields / Athletic Facilities?**

	Responses	
Most Important	19	43.18%
Important	14	31.82%
Neutral	3	6.82%
Somewhat Important	4	9.09%
Least Important	4	9.09%
<b>Totals</b>	<b>44</b>	<b>100.00%</b>



**19.) The Boulder Valley School District community supports the need to address facility deficiencies?**

	Responses	
Strongly Agree	4	9.76%
Agree	11	26.83%
Neutral	11	26.83%
Disagree	10	24.39%
Strongly Disagree	5	12.20%
<b>Totals</b>	<b>41</b>	<b>100.00%</b>



**20.) If the BVSD proposed a bond that generally addressed the issues discussed this evening, would you support it?**

	Responses	
Support	34	79.07%
Not sure	6	13.95%
Would not support	3	6.98%
<b>Totals</b>	<b>43</b>	<b>100.00%</b>

