



Boulder Valley School District

Excellence and Equity

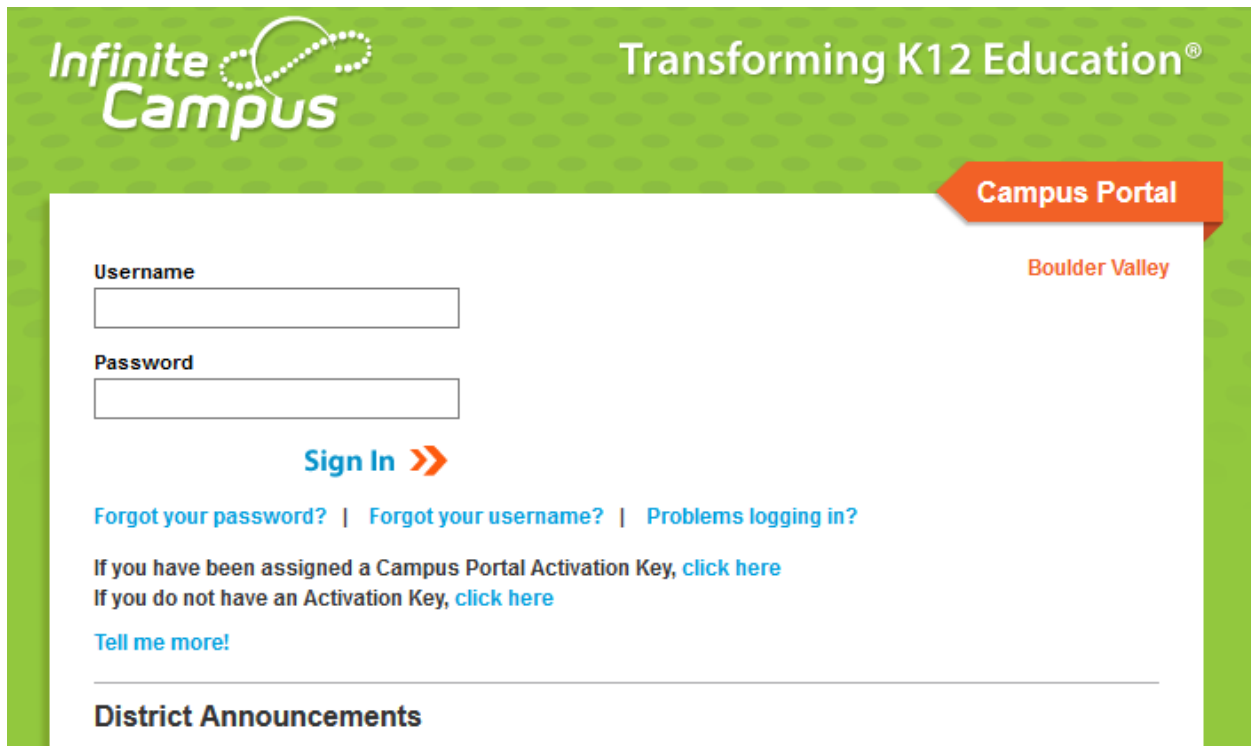
Instructions on how to create a Parent Portal in Infinite Campus

We are pleased to announce online access to student academic information. Using this new tool, you will be able to fill out an online **Free & Reduced-Price Meal Application – now known as Meal Benefits Application** – and more. To use this resource, you will need a computer with access to the Internet. Then follow these easy steps...

1. Visit the Boulder Valley School District website: <http://www.bvsd.org>
2. Look for the Infinite Campus Student/Parent Portal icon on the main page. Click there.



3. If you have not created an Infinite Campus Portal account, please follow the directions below.

The screenshot shows the Infinite Campus login interface. At the top left is the Infinite Campus logo, and at the top right is the text "Transforming K12 Education®". Below the logo is a white login box with a green border. In the top right corner of the login box, there is an orange tab that says "Campus Portal" and the text "Boulder Valley" below it. Inside the login box, there are two input fields: "Username" and "Password". Below the fields is a blue "Sign In" button with a double arrow icon. Underneath the button are three links: "Forgot your password?", "Forgot your username?", and "Problems logging in?". Below these links are two more lines of text: "If you have been assigned a Campus Portal Activation Key, click here" and "If you do not have an Activation Key, click here". At the bottom of the login box is a link "Tell me more!". Below the login box is a section titled "District Announcements".

- **If you do not have an Activation Key, contact your child(ren)'s school.**

You should have received an email recently with an Infinite Campus Portal Activation Key and instructions. The subject line of the email would have been "Message from BVSD - your access to Infinite Campus Parent Portal" and the sender email address was ic.messenger@bvsd.org.

If you have not received a key by email, please contact your student's school.

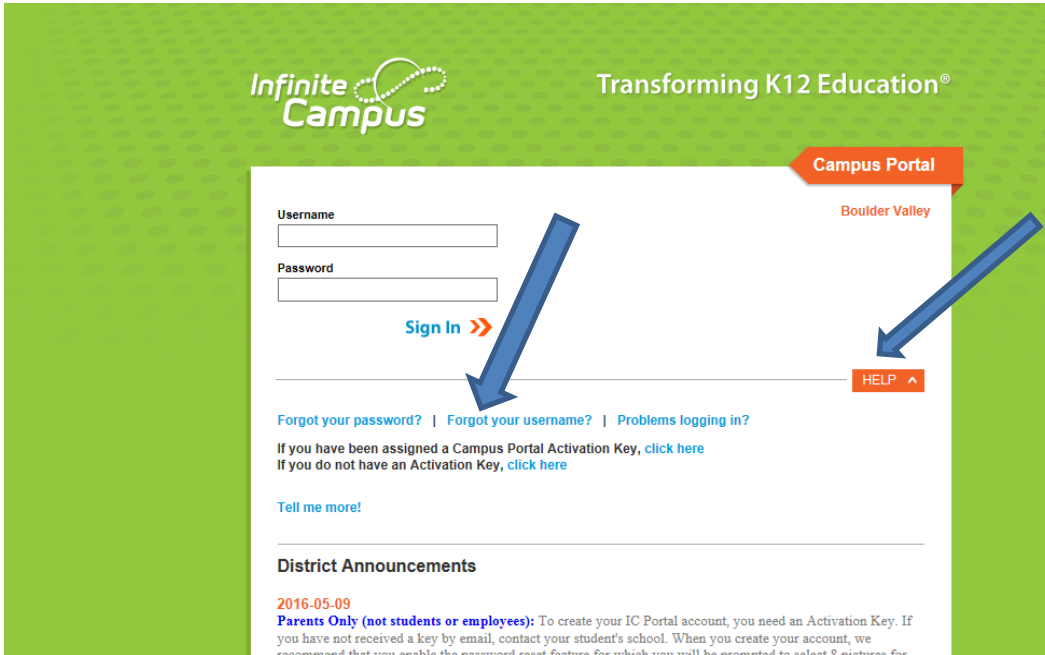
NOTE: You must have an activation key number before you can create a Campus Portal account.

- **Once you have been assigned an Infinite Campus Portal Activation Key, enter it in the box.**

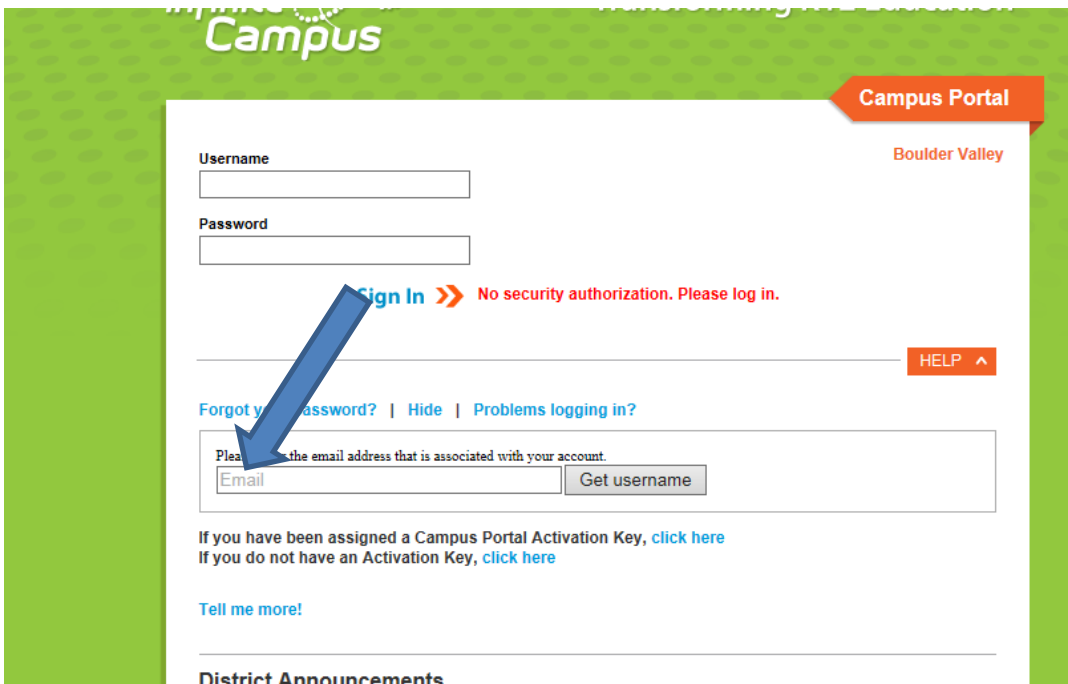
The screenshot shows the Infinite Campus website interface. At the top left is the Infinite Campus logo, and at the top right is the tagline "Transforming K12 Education®". The main content area has a green background with a white box for the activation process. The box is titled "Activating your Campus Portal account" and includes a sub-header "Campus Portal" in an orange arrow. Below the title, it says "Activating your Campus Portal parent portal account is easy. All you need is your Campus Portal Activation Key sent to you by your child's school." To the right of this text is "Boulder Valley". Below the text is a form for the "Activation Key" consisting of five input boxes separated by hyphens. A "Submit" button is located below the form. At the bottom of the page, there is a language dropdown menu set to "English" and the copyright information: "©2003-2017 Infinite Campus, Inc. www.infinitecampus.com".

4. If you already have an account but forgot your username or password, please follow the directions below.

If you forgot your username, click “forgot username.”



Enter your email address.



The system will send you your username via email.

If you forgot your password click “forgot password.”

Infinite Campus Transforming K12 Education®

Campus Portal
Boulder Valley

Username

Password

Sign In >>

HELP ^

[Forgot your password?](#) | [Forgot your username?](#) | [Problems logging in?](#)

If you have been assigned a Campus Portal Activation Key, [click here](#)
If you do not have an Activation Key, [click here](#)

[Tell me more!](#)

District Announcements

2016-05-09
Parents Only (not students or employees): To create your IC Portal account, you need an Activation Key. If you have not received a key by email, contact your student's school. When you create your account, we recommend that you enable the password reset feature for which you will be prompted to select 2 pictures for

Enter your username and the system will send you your password via email.

Infinite Campus Transforming K12 Education®

Password Reset
Step 1 of 4

Please enter the following information to begin the process of resetting your password

Username

Cancel X Next >>

©2003-2016 Infinite Campus, Inc.
www.infinitecampus.com